



GC Supplies - Shimadzu Instrument Quick Pick Guide

- Syringes
- Septa
- Inlet Liners
- O-rings
- Ferrules
- Replacement Parts
- SilTite™ FingerTite Ferrules
- Electron Multipliers



AUSTRALIA & PACIFIC REGION

CHINA

EUROPE

INDIA

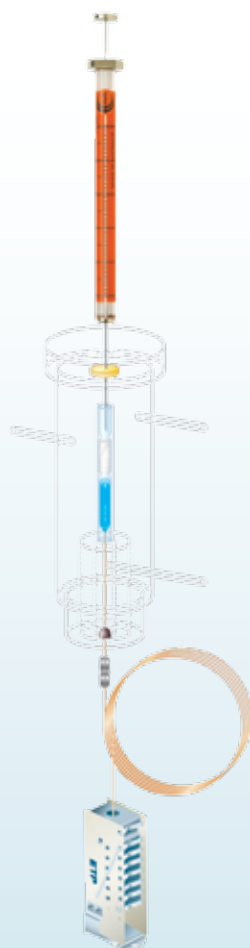
JAPAN

USA

Autosampler Syringes

All needles are 42 mm long with a cone point style.

Shimadzu AOC14, AOC17 and AOC20



Volume	Needle Gauge (OD mm)	Syringe Code	Syringe Part No.	Pack Size	Spare Needle Part No.	Pack Size	Spare Plunger Part No.	Pack Size
Fixed Needle								
5 µL	26 (0.47)	5F-S-0.47C	001987	1	–	–	–	–
5 µL	23 (0.63)	5F-S-0.63C	001988	1	–	–	–	–
250 µL Gas Tight	23 (0.63)	250F-S-GT-0.63C	006682	1	–	–	031828	1
Removable Needle								
0.5 µL	26 (0.47)	0.5BR-S-0.47C	000440	1	033738	1**	–	–
0.5 µL	23 (0.63)	0.5BR-S-0.63C	000445	1	033745	1**	–	–
0.5 µL	23-26s (0.63/0.47)	0.5BNR-S-0.63/0.47C	000450	1	033730	1**	–	–
10 µL	26 (0.47)	10R-S-0.47C	002897	1	037745	2	–	–
10 µL	23 (0.63)	10R-S-0.63C	002898	1	037747	2	–	–
10 µL Gas Tight	23 (0.63)	10R-S-GT-0.63C	002902	1	037747	2	031798	2

**Denotes spare Needle and Plunger kit.

Septa








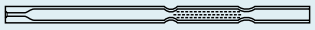



Instrument	Septum Type	Pack Size	Part No.
9A, 14, 15A, 16, 17A, 2010 & 2014	Enduro Blue	50	041890
	HT	50	041895
	EC	50	041905

Inlet Liners

Description and Geometry Sketch	OD (mm)	ID (mm)	Length (mm)	Pack Size	Part No.
For GC-2010 (SPL-2010 Injector), GC-2014 (SPL-2014 Injector) and GC-17A (SPL-17 Injector)					
Split / Splitless FocusLiner™ *	5	3.4	95	1	09205901
				5	092059
				25	09205925
Split / Splitless Tapered FocusLiner™ *	5	3.4	95	1	09205801
				5	092058
				25	09205825
Split / Splitless FocusLiner™	5	3.4	95	1	09206201
				5	092062
				25	09206225
Split / Splitless Tapered FocusLiner™	5	3.4	95	1	09206801
				5	092068
				25	09206825
ConnectTite Liner Standard	5	3.4	95	1	09232901
				5	092329
ConnectTite Liner Top Hole	5	3.4	95	1	09233001
				5	092330
ConnectTite Liner Bottom Hole	5	3.4	95	1	09233101
				5	092331
Split, straight-through liner	5	3.4	95	1	09206401
				5	092064
Splitless straight-through liner	5	2.6	95	1	092086101
				5	0920861
Split / Splitless with Single Taper	5	3.4	95	1	09207101
				5	092071
Split / Splitless with middle gooseneck	5	3.4	95	1	09207701
				5	092077
				25	09207725

- Taper / Gooseneck
- FocusLiner™
- Taper Focus
- ConnectTite
- Straight
- Double Taper
- PTV/LVI

Inlet liners Continued

Description and Geometry Sketch	OD (mm)	ID (mm)	Length (mm)	Pack Size	Part No.
 Split / Splitless with recessed gooseneck and quartz wool	5	3.4	95	1	09206101
				5	092061
 Split / Splitless with middle gooseneck	5	3.4	95	1	09208501
				5	092085
				25	09208525
 ConneTite (0.53 mm ID columns)	5	2.6	95	1	09208701
				5	092087
 SPME Liner	5	0.75	95	1	09208901
				5	092089
For GC-2010 (PTV Injector)					
 Straight Liner LVI with quartz wool	3.1	1.5	95	1	09229201
				5	092292
 PTV Liner with 3 baffles	3.1	1.5	95	1	092042501
				5	0920425
For GC-14 (SPL-14 Injector)					
 Split / Splitless FocusLiner™	5	3.4	99	1	09206501
				5	092065
 Split / Splitless Tapered FocusLiner™	5	3.4	99	1	09206601
				5	092066
 Split / Splitless with 2.0 mm middle gooseneck	5	3.4	99	1	09208201
				5	092082
 Split / Splitless with single taper	5	3.4	99	1	092083101
				5	0920831
 Splitless, Direct, wide bore liner for Shimadzu 9A/16A GC	5	3.4	139	1	09208401
				5	092084

* When using a standard 42 mm needle for autosamplers, the sample will be injected on top of the wool for this liner.

O-rings and Sealing Rings

Description	Usage	Pack Size	Part No.
Graphite Sealing Ring	Can be used at temperatures up to 450 °C. For 14, 15A & 16 (SPL-14 injector).	10	0726001
Graphite Sealing Ring	Can be used at temperatures up to 450 °C. For 17A (SPL-17 injector).	10	0726007
Viton O-Ring	Can be used at temperatures up to 300 °C. For 2010 & 2014 (SPL-2010 Injector & SPL-2014 Injector).	10	0726533

Ferrules

Column ID	Description	Pack Size	Part No.
GC14A, GC17A, GC2010 and GC2014 Detector / Injectors (Not for MS interfaces or QP2010 Injector)			
0.10-0.32 mm ID columns	100% Graphite	10	0726080
0.45-0.53 mm ID columns	100% Graphite	10	0726082
5 mm OD packed columns	100% Graphite	10	0726001
0.10-0.25 mm ID columns	SilTite™ Metal - Initial Installation	10*	073350
0.10-0.25 mm ID columns	SilTite™ Ferrules	10	073227
0.32 mm ID columns	SilTite™ Metal - Initial Installation	10*	073351
0.32 mm ID columns	SilTite™ Ferrules	10	073228
0.45-0.53 mm ID columns	SilTite™ Metal - Initial Installation	10*	073352
0.53 mm ID columns	SilTite™ Ferrules	10	073229
n/a	SilTite™ Metal Nuts - Slotted	5	073232
QP5000/5050 Standard MS Interface			
QP5000-I 0.10-0.25 mm ID columns	15% Graphite/ 85% Vespel® Ferrules	10	0726563
QP5000-I 0.32 mm ID columns	15% Graphite/ 85% Vespel® Ferrules	10	0726564
QP5000-II & QP5050 0.10-0.25 mm ID columns	15% Graphite/ 85% Vespel® Ferrules	10	0726561
QP5000-II & QP5050 0.32 mm ID columns	15% Graphite/ 85% Vespel® Ferrules	10	0726562
0.10-0.25 mm ID columns	SilTite™ Metal - Initial Installation	10*	073204
0.10-0.25 mm ID columns	SilTite™ Ferrules	10	073227
0.32 mm ID columns	SilTite™ Metal - Initial Installation	10*	073205
0.32 mm ID columns	SilTite™ Ferrules	10	073228

Ferrules Continued

Column ID	Description	Pack Size	Part No.
QP5000/5050 Standard MS Interface (Continued)			
0.53 mm ID columns	SilTite™ Metal - Initial Installation	10*	073206
0.53 mm ID columns	SilTite™ Ferrules	10	073229
n/a	SilTite™ Metal Nuts-QP5000/5050 Standard MS interface	5	073233
QP5000/5050 Wide Bore MS Interface, QP2010 Injector and QP2010 Standard MS Interface			
0.10-0.25 mm ID columns	15% Graphite/ 85% Vespel® Ferrules	10	072663
0.32 mm ID columns	15% Graphite/ 85% Vespel® Ferrules	10	072654
0.45-0.53 mm ID columns	15% Graphite/ 85% Vespel® Ferrules	10	072655
0.10-0.25 mm ID columns	SilTite™ Metal - Initial Installation	10*	073200
0.10-0.25 mm ID columns	SilTite™ Ferrules	10	073220
0.32 mm ID columns	SilTite™ Metal - Initial Installation	10*	073201
0.32 mm ID columns	SilTite™ Ferrules	10	073221
0.45-0.53 mm ID columns	SilTite™ Metal - Initial Installation	10*	073202
0.45-0.53 mm ID columns	SilTite™ Ferrules	10	073222
n/a	SilTite™ Metal Nuts	5	073224

* Includes 10 ferrules, 2 SilTite™ nuts.

Replacement Parts

Material	Pack Size	Part No.
Replacement SilTite™ Nuts		
For 2010 GC-MS System	5	073224
For 2010 GC-MS System with QP5000 series MS	5	073224
For 2010/2014 GC Injectors and atmospheric detectors	5	073224
QP5000 Jet Separator MS Interface	5	073224
QP5000 Direct MS Interface	5	073233
For All Injectors Jet Separator (Starter Kit), except 2010/2014	5	073232

SilTite™ FingerTite Ferrules

Description	Pack Size	Part No.
SilTite™ Fingertite Shimadzu 2010 INJ / FID Starter Kit	*	073620
SilTite™ Fingertite Shimadzu 2010 INJ / MS Starter Kit	*	073621
SilTite™ Fingertite Ferrule 0.4 mm	Replacement Items 10	073630
SilTite™ Fingertite Ferrule 0.5 mm	Replacement Items 10	073631
SilTite™ Fingertite Blanking Ferrule	Replacement Items 2	073633
SilTite™ Fingertite Female Nut	Replacement Items 5	073636

* Each starter kit includes all the parts necessary to convert one GC system (one injector and one detector) to the SilTite™ FingerTite system suitable for installing 0.1 – 0.25 mm ID capillary columns. In addition there are 5 SilTite™ FingerTite nuts, one packet (10 ferrules) of 0.4 mm ID SilTite™ FingerTite ferrules and a ferrule install tool which allows you to seat the ferrule in the correct position on the capillary column.

Electron Multipliers

MS Description	Analyzer Type	Technique	Part No.
QP5000	Quadrupole	GC-MS	14533

SGE's involvement in Gas Chromatography includes the support we give to our customers.

Technical Support

Contact us at techsupport@sgc.com for technical support information.

Our Website

www.sgc.com is a detailed source for information on chromatography, applications and SGE products. It also profiles the latest posters and technical materials generated by our technical experts based around the world.

50 Years Edition Product Selection Guide

Our product selection guide can be accessed at www.sgc.com/selectionguide

Your chromatography analysis does not end with the selection of the GC column! The combination of components selected for your instrument also make an important contribution to successful separations. SGE brings technology and chromatography expertise to everything the sample touches.

Injector to Detector - SGE Supplies for Sample Preparation, Sample Introduction, Separation and Detection

SAMPLE INTRODUCTION - Syringes

SGE's involvement in all areas of Chromatography provides us with a unique understanding of customer's requirements enabling us to optimize syringe design for sample introduction.

All SGE syringes for both manual and autosampler use incorporate SGE's new Diamond Syringe Technology offering significantly improved levels of durability, clarity and accuracy. No other syringe range provides such brilliance! SGE has a comprehensive range of syringe options including plunger protection, removable or fixed needles, a range of needle gauge and length options as well as needle-tip style alternatives.

SAMPLE INTRODUCTION - GC Inlet Liners

The GC Inlet liner is where the sample is introduced and vaporized into the gaseous phase. The design of the liner is crucial, as is liner deactivation, to ensure reproducible and accurate chromatography.

SEPARATION - GC Connections

(ferrules and fittings)

SGE manufactures an array of connection types for GC use. Poorly defined or selected connections can lead to an increase in dead volume, leaks from cycled temperatures and mismatched tubing sizes.

SAMPLE INTRODUCTION - Septa

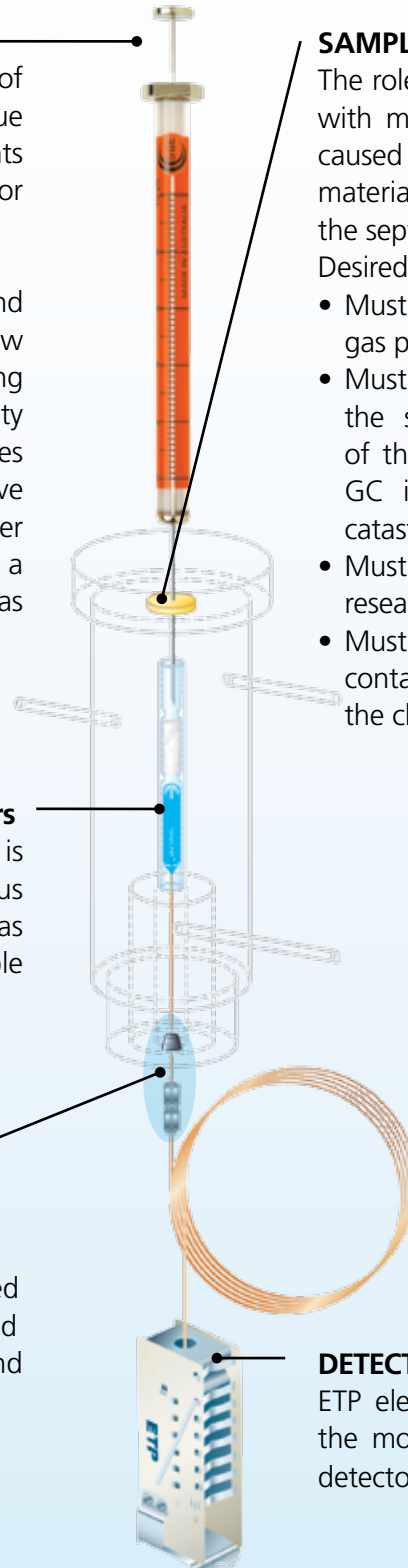
The role of septa for GC analysis is key with many chromatographic problems caused as a result of inappropriate septa material or inappropriate handling of the septa.

Desired septa attributes:

- Must reliably seal against the carrier gas pressure in the inlet.
- Must be capable of being pierced by the syringe needle without pieces of the septa being deposited in the GC inlet system, which would be catastrophic to the chromatography.
- Must be capable of being pierced and resealed time after time.
- Must not be allowed to be contaminated or bleed material into the chromatographic system.

DETECTION - ETP Electron Multipliers

ETP electron multipliers from SGE are the most advanced high performance detectors available today.



AUSTRALIA & PACIFIC REGION

SGE Analytical Science Pty Ltd
7 Argent Place, Ringwood
Victoria 3134 Australia
Toll Free: 1800 800 167
Tel: +61 (0) 3 9837 4200
Fax: +61 (0) 3 9874 5672
Email: support@sge.com

EUROPE

SGE Europe Ltd
European Head Office
1 Potters Lane
Kiln Farm Milton Keynes
MK11 3LA United Kingdom
Toll Free: 00800 2790 8999
Toll Free Fax: 00800 2626 2609
Tel: +44 1908 568 844
Fax: +44 1908 566 790
Tel France: +33 1 69 29 80 90
Fax France: +33 1 69 29 09 25
Tel Germany: +49 (0) 6155 / 60746 0
Fax Germany: +49 (0) 6155 / 60746 50
Email: europe@sge.com

CHINA

SGE Shanghai Representative Office
Room 8221A, No. 808 Honqiao Road
Shanghai China
Tel: +86 21 6407 9382
Fax: +86 21 6407 9386
Email: china@sge.com

INDIA

SGE Laboratory Accessories Pvt Ltd
430 Milan Industrial Estate
Abhudaya Nagar T. J. Road
Mumbai - 400 033 India
Tel: +91 22 24715896
Fax: +91 22 24716592
Email: sgeindia@vsnl.com

JAPAN

SGE Japan Inc
RK CUBE 3F 6-85, Ohta-machi
Naka-Ku, Yokohama-shi
Kanagawa 231-0011 Japan
Tel: +81 45 222 2885
Fax: +81 45 222 2887
Email: japan@sge.com

UNITED STATES OF AMERICA

SGE Incorporated
2007 Kramer Lane
Austin Texas 78758 USA
Toll Free: (800) 945 6154
Tel: +1 512 837 7190
Fax: +1 512 836 9159
Email: usa@sge.com



SGE Approved Distribution Partner